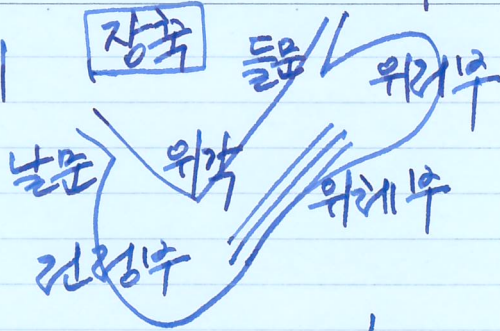
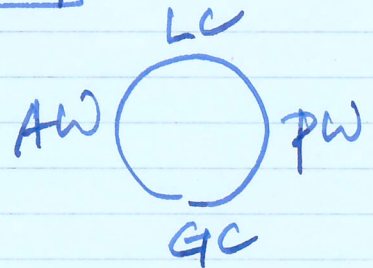


Endo TODAY Description Exercise (DEX)


1. 위치



관축



2. 크기



⇒ biopsy forceps 6mm

식도지름 2.5cm

대장지름 5cm

위에 눈 지름 6cm 망이 끼게 들어 있다.

3. 주시점. 한 두 가지의 모양한 특징.

예) 계양. mass. flat elevated lesion...


4. 주시점. 자세한 설명

계양 ① edge


② margin

③ base

④ fold



flat uneven exposed VSS



5. 잔여 impression

6. 분류

2022.5.1. 李煥行